

FDA Demo Guide





FDA system helps you analyse documents and extract key information using advanced artificial intelligence.

This guide will show you how to use FDA system to analyse your document.

Let's get started!

1


Access to the system: [FDA Demo](#)

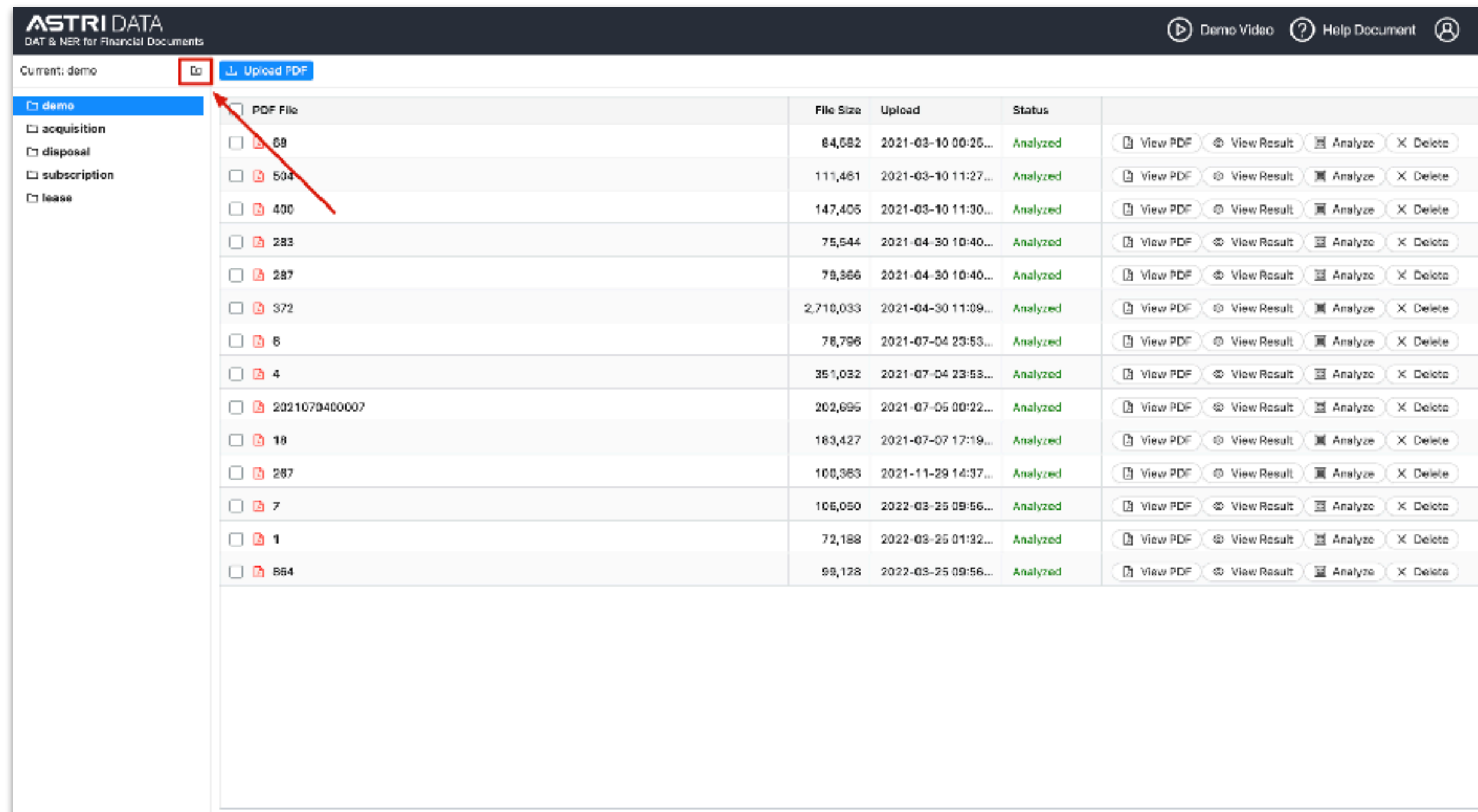
Login with the following email and password:

- Email: trial_demo@astri.org
- Password: [test123](#)



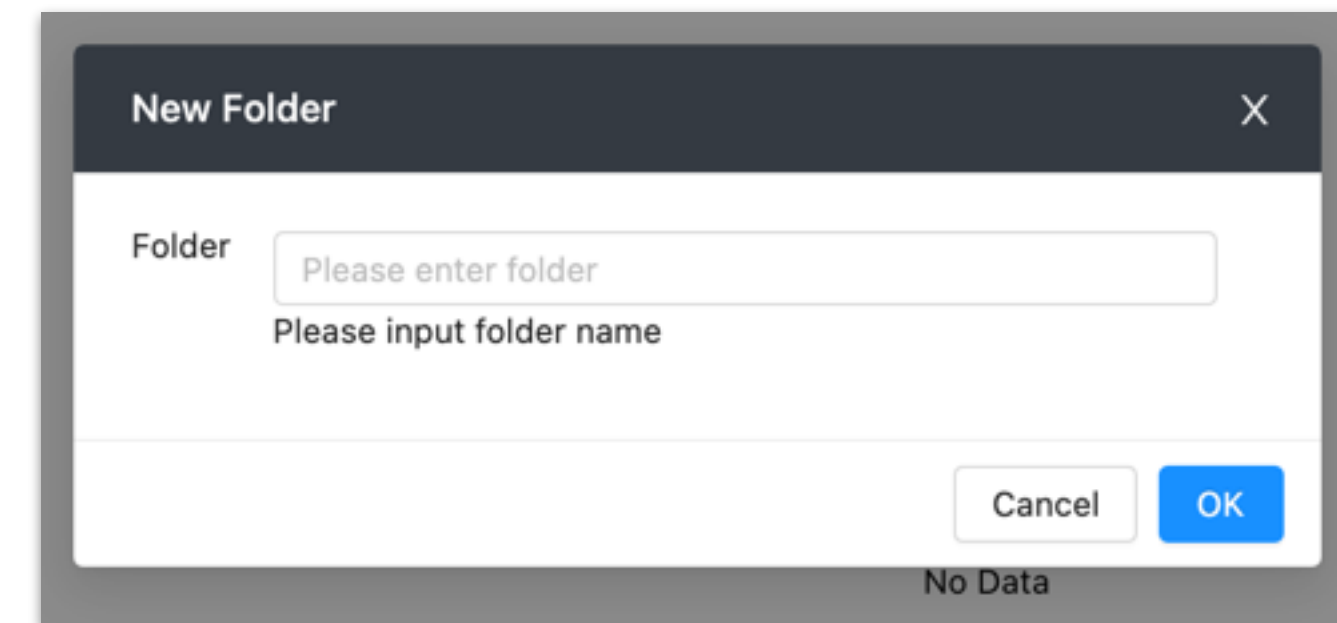
2 Creating Folder

Create a new folder by clicking the “folder” icon  at the right corner of the sidebar menu, and give your new Folder a name.



The screenshot shows the ASTRI DATA interface. The sidebar menu on the left has a folder icon at the top right, which is highlighted with a red box and a red arrow. The main area displays a table of PDF files with columns for File Size, Upload, Status, and actions (View PDF, View Result, Analyze, Delete).


PDF File	File Size	Upload	Status	Actions
68	84,682	2021-03-10 00:25...	Analyzed	View PDF, View Result, Analyze, Delete
504	111,461	2021-03-10 11:27...	Analyzed	View PDF, View Result, Analyze, Delete
430	147,405	2021-03-10 11:30...	Analyzed	View PDF, View Result, Analyze, Delete
283	75,544	2021-04-30 10:40...	Analyzed	View PDF, View Result, Analyze, Delete
287	78,366	2021-04-30 10:40...	Analyzed	View PDF, View Result, Analyze, Delete
372	2,710,033	2021-04-30 11:09...	Analyzed	View PDF, View Result, Analyze, Delete
6	76,796	2021-07-04 23:53...	Analyzed	View PDF, View Result, Analyze, Delete
4	351,032	2021-07-04 23:53...	Analyzed	View PDF, View Result, Analyze, Delete
2021070400007	202,696	2021-07-05 00:22...	Analyzed	View PDF, View Result, Analyze, Delete
18	163,427	2021-07-07 17:19...	Analyzed	View PDF, View Result, Analyze, Delete
287	100,363	2021-11-29 14:37...	Analyzed	View PDF, View Result, Analyze, Delete
7	106,050	2022-03-25 09:56...	Analyzed	View PDF, View Result, Analyze, Delete
1	72,188	2022-03-25 01:32...	Analyzed	View PDF, View Result, Analyze, Delete
864	99,128	2022-03-25 09:56...	Analyzed	View PDF, View Result, Analyze, Delete

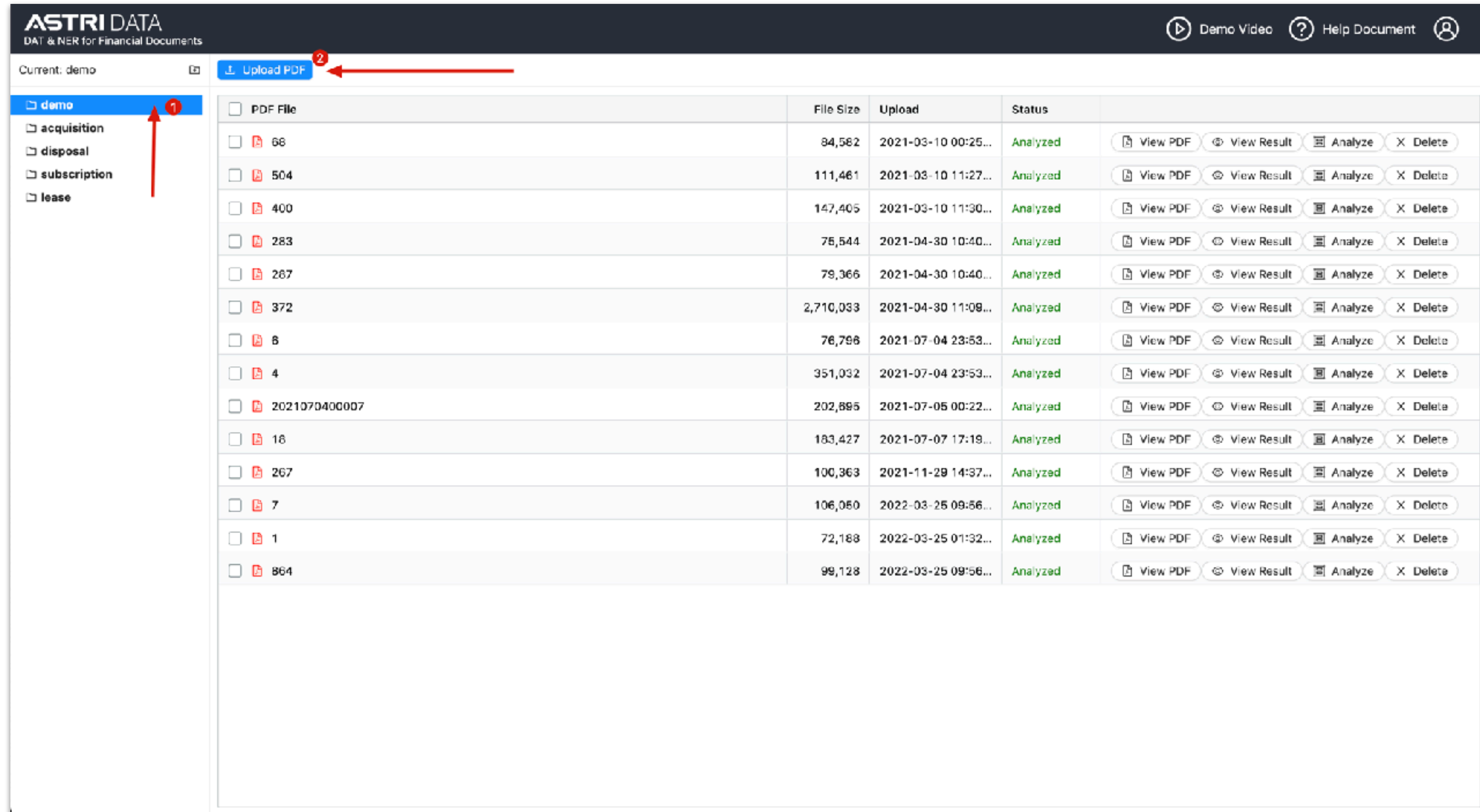


The 'New Folder' dialog box is shown. It has a title bar with 'New Folder' and a close button. The main area contains a text input field with the placeholder 'Please enter folder' and the instruction 'Please input folder name'. At the bottom right, there are 'Cancel' and 'OK' buttons. The text 'No Data' is visible at the bottom of the dialog.



3 Uploading Document

Select a folder from the sidebar menu, then click the “Upload PDF” button  to upload your local PDF file to the system.

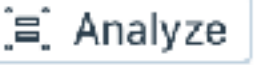


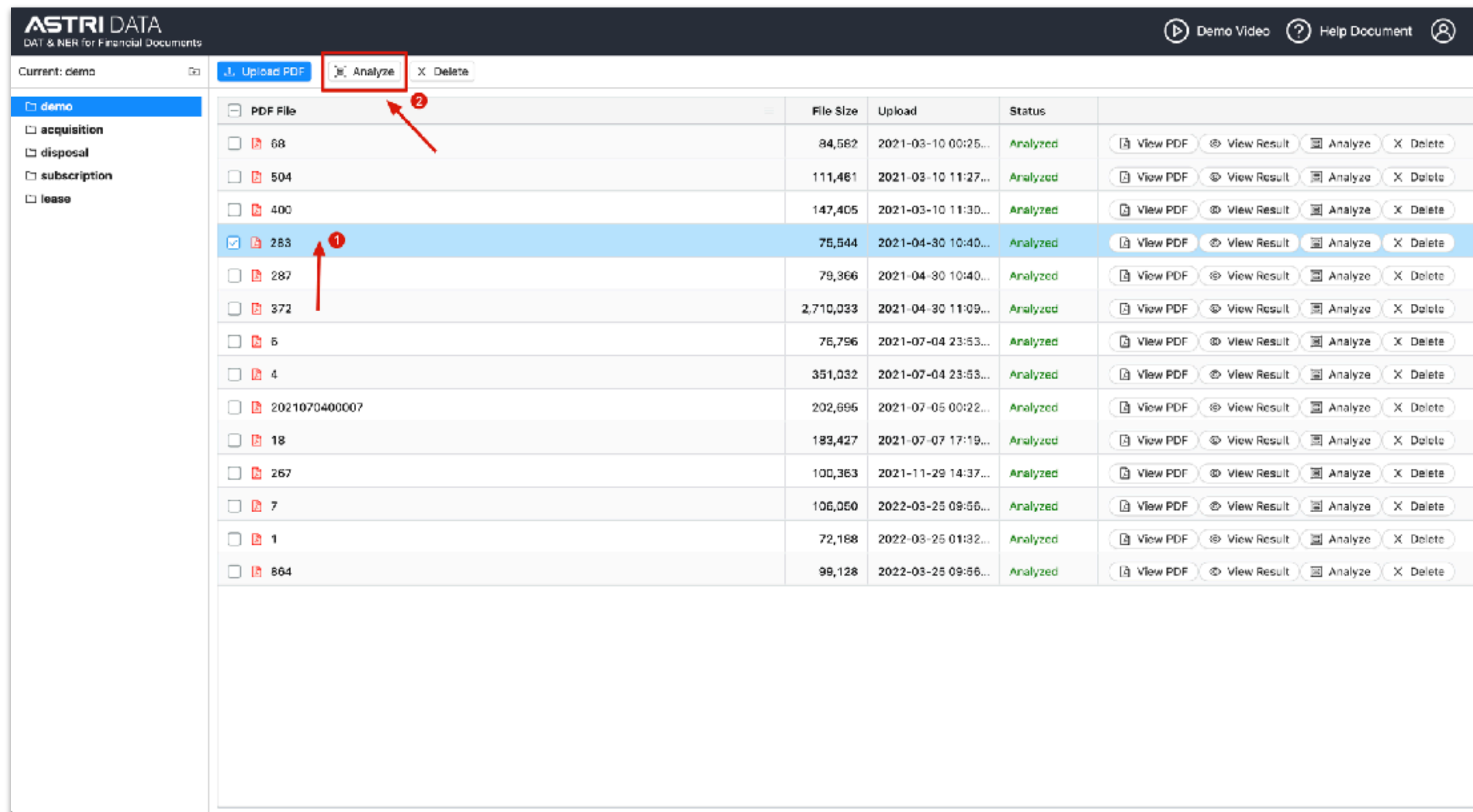
The screenshot displays the ASTRI DATA interface. The top navigation bar includes the logo, the text "DAT & NER for Financial Documents", and links for "Demo Video", "Help Document", and a user profile icon. The sidebar on the left shows a folder structure with "demo" selected. The main content area features a table of uploaded PDF files. A red arrow points to the "Upload PDF" button in the top navigation bar, and another red arrow points to the "demo" folder in the sidebar.

<input type="checkbox"/>	PDF File	File Size	Upload	Status	
<input type="checkbox"/>	68	84,582	2021-03-10 00:25...	Analyzed	View PDF View Result Analyze X Delete
<input type="checkbox"/>	504	111,461	2021-03-10 11:27...	Analyzed	View PDF View Result Analyze X Delete
<input type="checkbox"/>	400	147,405	2021-03-10 11:30...	Analyzed	View PDF View Result Analyze X Delete
<input type="checkbox"/>	283	76,544	2021-04-30 10:40...	Analyzed	View PDF View Result Analyze X Delete
<input type="checkbox"/>	267	79,366	2021-04-30 10:40...	Analyzed	View PDF View Result Analyze X Delete
<input type="checkbox"/>	372	2,710,033	2021-04-30 11:09...	Analyzed	View PDF View Result Analyze X Delete
<input type="checkbox"/>	6	76,796	2021-07-04 23:53...	Analyzed	View PDF View Result Analyze X Delete
<input type="checkbox"/>	4	351,032	2021-07-04 23:53...	Analyzed	View PDF View Result Analyze X Delete
<input type="checkbox"/>	2021070400007	202,895	2021-07-05 00:22...	Analyzed	View PDF View Result Analyze X Delete
<input type="checkbox"/>	16	183,427	2021-07-07 17:19...	Analyzed	View PDF View Result Analyze X Delete
<input type="checkbox"/>	267	100,363	2021-11-29 14:37...	Analyzed	View PDF View Result Analyze X Delete
<input type="checkbox"/>	7	106,050	2022-03-25 09:56...	Analyzed	View PDF View Result Analyze X Delete
<input type="checkbox"/>	1	72,188	2022-03-25 01:32...	Analyzed	View PDF View Result Analyze X Delete
<input type="checkbox"/>	864	99,128	2022-03-25 09:56...	Analyzed	View PDF View Result Analyze X Delete



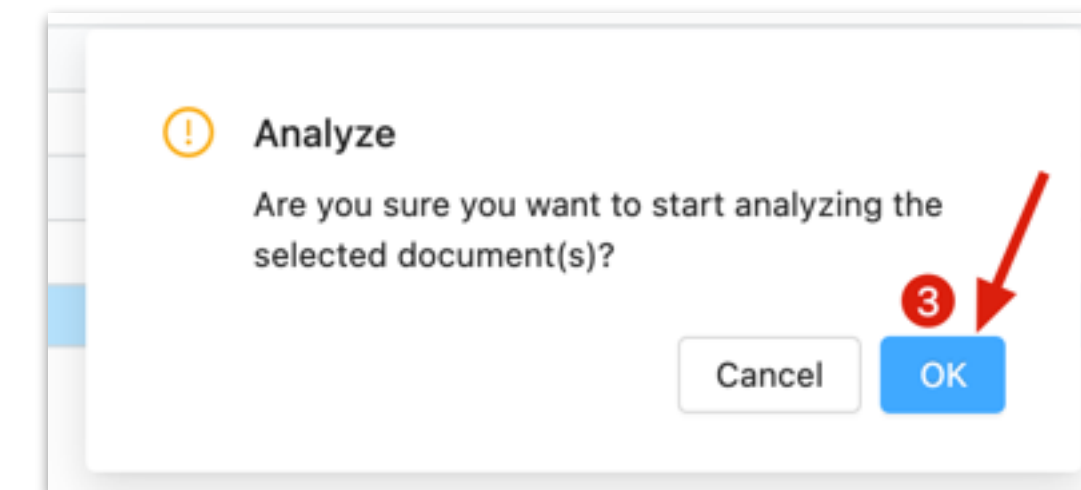
4 Analyzing Document

Select your uploaded PDF file from the list, click the "Analyze"  button (on the top-bar menu or the right action column) and click "OK" button on the pop-up window. Wait until status becomes "Analyzed" Analyzed

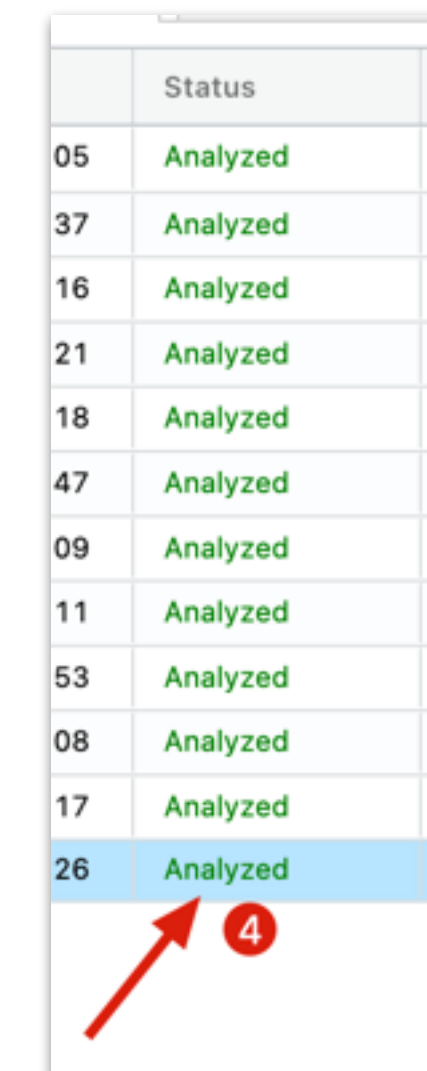


The screenshot shows the ASTRI DATA interface with a list of PDF files. The top bar contains buttons for "Upload PDF", "Analyze", and "Delete". The "Analyze" button is highlighted with a red box and a red arrow labeled "2". The file with ID "283" is selected, indicated by a blue highlight and a red arrow labeled "1".

PDF File	File Size	Upload	Status	Actions
68	84,582	2021-03-10 00:25...	Analyzed	View PDF View Result Analyze X Delete
504	111,461	2021-03-10 11:27...	Analyzed	View PDF View Result Analyze X Delete
400	147,405	2021-03-10 11:30...	Analyzed	View PDF View Result Analyze X Delete
<input checked="" type="checkbox"/> 283	75,544	2021-04-30 10:40...	Analyzed	View PDF View Result Analyze X Delete
287	79,366	2021-04-30 10:40...	Analyzed	View PDF View Result Analyze X Delete
372	2,710,033	2021-04-30 11:09...	Analyzed	View PDF View Result Analyze X Delete
6	75,796	2021-07-04 23:53...	Analyzed	View PDF View Result Analyze X Delete
4	351,032	2021-07-04 23:53...	Analyzed	View PDF View Result Analyze X Delete
2021070400007	202,695	2021-07-05 00:22...	Analyzed	View PDF View Result Analyze X Delete
18	183,427	2021-07-07 17:19...	Analyzed	View PDF View Result Analyze X Delete
267	100,363	2021-11-29 14:37...	Analyzed	View PDF View Result Analyze X Delete
7	106,050	2022-03-25 09:56...	Analyzed	View PDF View Result Analyze X Delete
1	72,188	2022-03-25 01:32...	Analyzed	View PDF View Result Analyze X Delete
664	99,128	2022-03-25 09:56...	Analyzed	View PDF View Result Analyze X Delete



The dialog box is titled "Analyze" and contains the text "Are you sure you want to start analyzing the selected document(s)?". It has two buttons: "Cancel" and "OK". A red arrow labeled "3" points to the "OK" button.

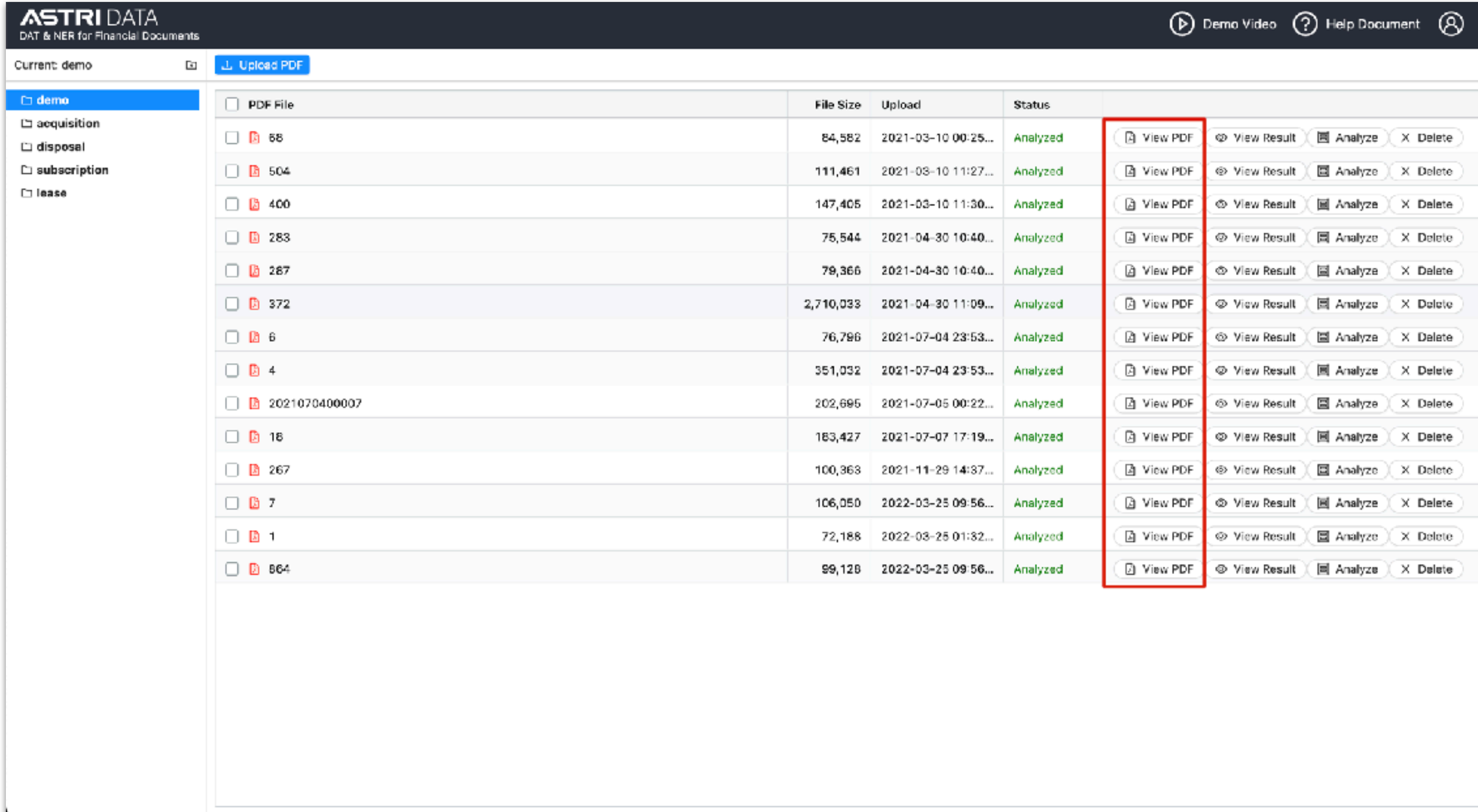


ID	Status
05	Analyzed
37	Analyzed
16	Analyzed
21	Analyzed
18	Analyzed
47	Analyzed
09	Analyzed
11	Analyzed
53	Analyzed
08	Analyzed
17	Analyzed
26	Analyzed



5 Viewing Original PDF

Select your uploaded PDF file from the list and click the "View PDF" button , you will see the original file.




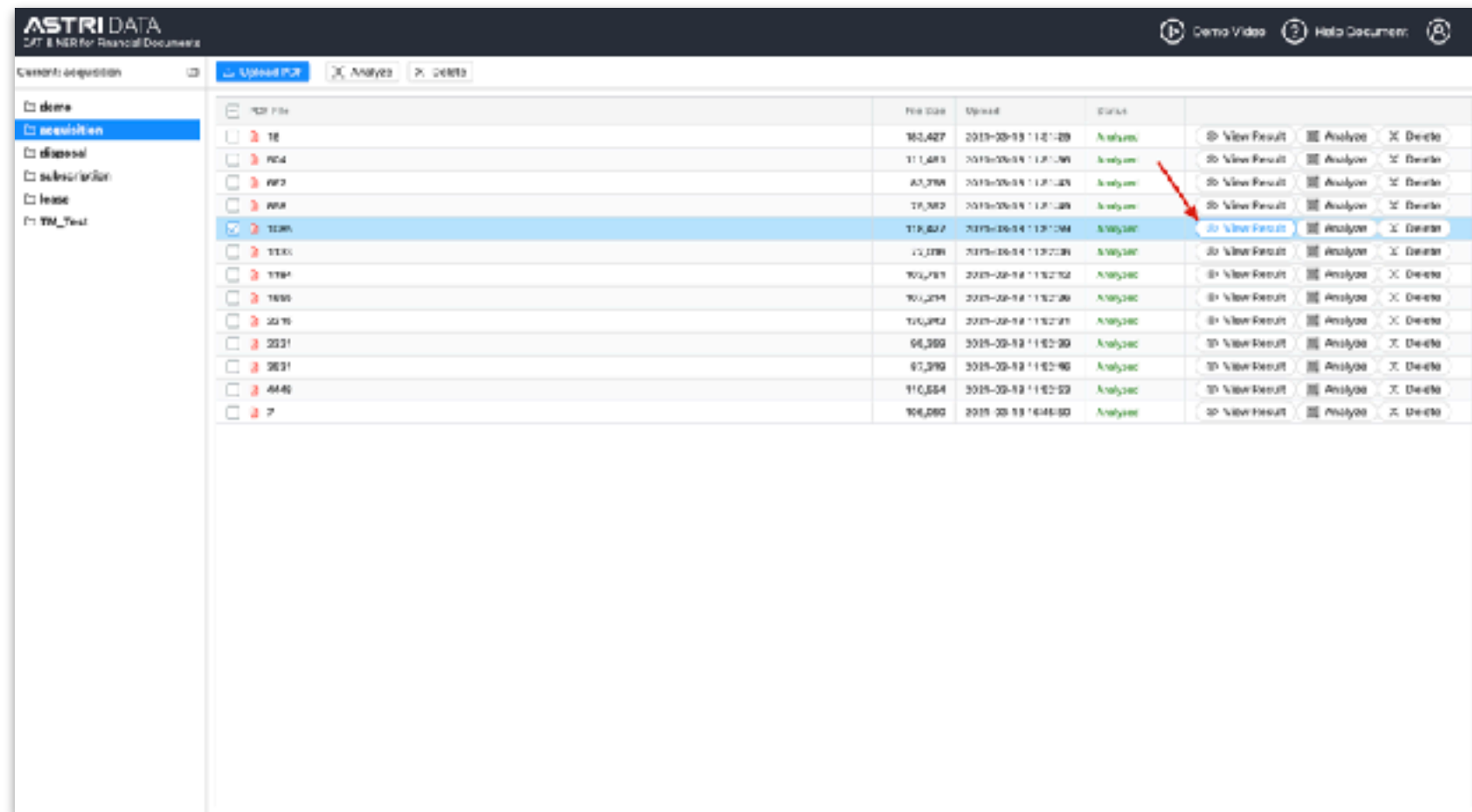
The screenshot displays the ASTRI DATA interface with a table of uploaded PDF files. The table has columns for File Name, File Size, Upload Date, Status, and Action buttons. The 'View PDF' button for the first file is highlighted with a red box.

PDF File	File Size	Upload	Status	Action
<input type="checkbox"/> 58	84,582	2021-03-10 00:25...	Analyzed	<input type="button" value="View PDF"/> <input type="button" value="View Result"/> <input type="button" value="Analyze"/> <input type="button" value="X Delete"/>
<input type="checkbox"/> 504	111,461	2021-03-10 11:27...	Analyzed	<input type="button" value="View PDF"/> <input type="button" value="View Result"/> <input type="button" value="Analyze"/> <input type="button" value="X Delete"/>
<input type="checkbox"/> 400	147,405	2021-03-10 11:30...	Analyzed	<input type="button" value="View PDF"/> <input type="button" value="View Result"/> <input type="button" value="Analyze"/> <input type="button" value="X Delete"/>
<input type="checkbox"/> 283	75,544	2021-04-30 10:40...	Analyzed	<input type="button" value="View PDF"/> <input type="button" value="View Result"/> <input type="button" value="Analyze"/> <input type="button" value="X Delete"/>
<input type="checkbox"/> 287	79,366	2021-04-30 10:40...	Analyzed	<input type="button" value="View PDF"/> <input type="button" value="View Result"/> <input type="button" value="Analyze"/> <input type="button" value="X Delete"/>
<input type="checkbox"/> 372	2,710,033	2021-04-30 11:09...	Analyzed	<input type="button" value="View PDF"/> <input type="button" value="View Result"/> <input type="button" value="Analyze"/> <input type="button" value="X Delete"/>
<input type="checkbox"/> 6	76,786	2021-07-04 23:53...	Analyzed	<input type="button" value="View PDF"/> <input type="button" value="View Result"/> <input type="button" value="Analyze"/> <input type="button" value="X Delete"/>
<input type="checkbox"/> 4	351,032	2021-07-04 23:53...	Analyzed	<input type="button" value="View PDF"/> <input type="button" value="View Result"/> <input type="button" value="Analyze"/> <input type="button" value="X Delete"/>
<input type="checkbox"/> 2021070400007	202,695	2021-07-05 00:22...	Analyzed	<input type="button" value="View PDF"/> <input type="button" value="View Result"/> <input type="button" value="Analyze"/> <input type="button" value="X Delete"/>
<input type="checkbox"/> 18	183,427	2021-07-07 17:19...	Analyzed	<input type="button" value="View PDF"/> <input type="button" value="View Result"/> <input type="button" value="Analyze"/> <input type="button" value="X Delete"/>
<input type="checkbox"/> 267	100,363	2021-11-29 14:37...	Analyzed	<input type="button" value="View PDF"/> <input type="button" value="View Result"/> <input type="button" value="Analyze"/> <input type="button" value="X Delete"/>
<input type="checkbox"/> 7	106,050	2022-03-25 09:56...	Analyzed	<input type="button" value="View PDF"/> <input type="button" value="View Result"/> <input type="button" value="Analyze"/> <input type="button" value="X Delete"/>
<input type="checkbox"/> 1	72,188	2022-03-25 01:32...	Analyzed	<input type="button" value="View PDF"/> <input type="button" value="View Result"/> <input type="button" value="Analyze"/> <input type="button" value="X Delete"/>
<input type="checkbox"/> 864	99,120	2022-03-25 09:56...	Analyzed	<input type="button" value="View PDF"/> <input type="button" value="View Result"/> <input type="button" value="Analyze"/> <input type="button" value="X Delete"/>

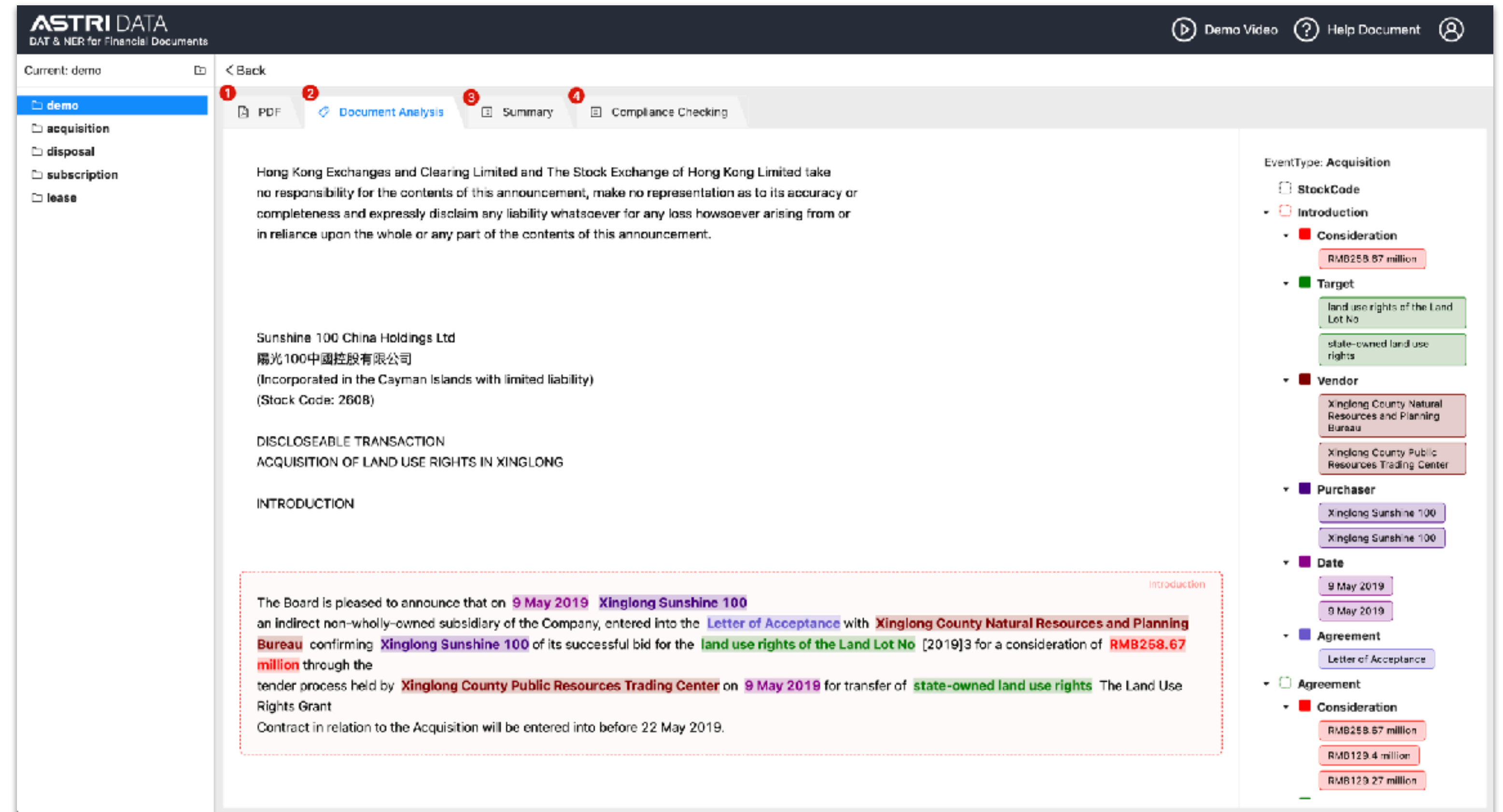


6 Viewing Document Analysis

Select your uploaded PDF file from the list and click the "View Result"  button, you will see the original PDF ¹, Document Analysis ², Summary ³ and Compliance Checking ⁴ on the right side.



File Name	File Size	Upload	Status	View Result	Analysis	Delete
106	105,427	2019-05-19 11:01:29	Analysis			
104	11,149	2019-05-19 11:01:29	Analysis			
102	45,708	2019-05-19 11:01:29	Analysis			
100	15,302	2019-05-19 11:01:29	Analysis			
108	119,812	2019-05-19 11:01:29	Analysis			
105	12,209	2019-05-19 11:01:29	Analysis			
103	90,791	2019-05-19 11:01:29	Analysis			
101	90,294	2019-05-19 11:01:29	Analysis			
107	10,012	2019-05-19 11:01:29	Analysis			
109	94,202	2019-05-19 11:01:29	Analysis			
104	87,292	2019-05-19 11:01:29	Analysis			
105	110,854	2019-05-19 11:01:29	Analysis			
106	104,080	2019-05-19 11:01:29	Analysis			



Current: demo

Navigation: PDF ¹, Document Analysis ², Summary ³, Compliance Checking ⁴

Event Type: Acquisition

- StockCode
- Introduction
 - Consideration: RMB258.67 million
 - Target: land use rights of the Land Lot No, state-owned land use rights
 - Vendor: Xinglong County Natural Resources and Planning Bureau, Xinglong County Public Resources Trading Center
 - Purchaser: Xinglong Sunshine 100
 - Date: 9 May 2019
 - Agreement: Letter of Acceptance
 - Agreement
 - Consideration: RMB258.67 million, RMB129.4 million, RMB129.27 million

Hong Kong Exchanges and Clearing Limited and The Stock Exchange of Hong Kong Limited take no responsibility for the contents of this announcement, make no representation as to its accuracy or completeness and expressly disclaim any liability whatsoever for any loss howsoever arising from or in reliance upon the whole or any part of the contents of this announcement.

Sunshine 100 China Holdings Ltd
陽光100中國控股有限公司
(Incorporated in the Cayman Islands with limited liability)
(Stock Code: 2608)

DISCLOSEABLE TRANSACTION
ACQUISITION OF LAND USE RIGHTS IN XINGLONG

INTRODUCTION

The Board is pleased to announce that on 9 May 2019 Xinglong Sunshine 100 an indirect non-wholly-owned subsidiary of the Company, entered into the Letter of Acceptance with Xinglong County Natural Resources and Planning Bureau confirming Xinglong Sunshine 100 of its successful bid for the land use rights of the Land Lot No [2019]3 for a consideration of RMB258.67 million through the tender process held by Xinglong County Public Resources Trading Center on 9 May 2019 for transfer of state-owned land use rights. The Land Use Rights Grant Contract in relation to the Acquisition will be entered into before 22 May 2019.





Finding Transaction Documents

You can find transaction documents for testing from HKEX:
<https://www1.hkexnews.hk/search/titlesearch.xhtml?lang=en>

The screenshot shows the HKEX news search interface. The search bar is at the top, with fields for Search Type (Current Securities), Stock Code/Stock Name, and a dropdown for Headline Category and Document Type. The dropdown menu is open, showing various categories such as Announcements and Notices, Circulars, Listing Documents, Financial Statements/ESG Information, Next Day Disclosure Returns, Miscellaneous, New Listings (Listed Issuers/New Applicants), Notifiable Transactions, Reorganisation/Change in Shareholding/Major Changes/Public Float/Listing Status, and Securities/Share Capital. A sub-menu for Notifiable Transactions is also open, showing options like ALL, Delay in Completion, Discloseable Transaction, Major Transaction, Reverse Takeover, and Share Transaction. Red arrows and numbers (1, 2, 3, 4) point to the search bar, the dropdown menu, the Notifiable Transactions category, and the sub-menu respectively. A blue arrow points down from the bottom of the page.

For more information, you can view our demo video.



[Demo Video](#)

Visit our website for more products.



[Data Webiste](#)